

HBDA's 23rd ANNUAL PERFORMANCE

SALUTE TO THE STARS

MAY 27-JUNE 1

at

CARLMONT PERFORMING ARTS CENTER

HBDA 2025 SHOW

General Information

HBDANCE



Last week of in-studio classes! Monday 5/19 - Friday 5/23.

This is the last week of class before the show. Please make every effort possible to attend class, as this week will be devoted to show preparation. It is also important to be present for weeks leading up to the show.

What is our Show?

Each year, we have a year-end recital to showcase the skills and choreography that dancers have learned throughout the year. Holding this end of the year performance gives our dancers the opportunity to share their love of dance with friends and family by showing what they've accomplished with their hard work and dedication.

Dance is a performance art and the experience and confidence that dancers gain from performing on stage is invaluable. It is a truly exciting and rewarding experience for both dancers and families!

Show Dates

Our show week is scheduled **May 27-June 1, 2025** and is composed of a series of four rehearsals and seven shows. Dancers are scheduled for at least one rehearsal and 1-2 shows.

Attendance in Rehearsals and all Shows that a class is scheduled in is required to participate. Please let our office know of any conflicts asap.

***Please see the Show Schedule** for your dancer's scheduled days and times.

Note: for our San Mateo High School District **Graduating Seniors**, we will be scheduling your performances for the weekend and have special allowances for rehearsals.

Who participates?

All classes participate except Dance Discovery, Conditioning, Fit + Flex, Turns + Leaps, Pre-Pointe, Acro Tricks, Acro-Open, Contemporary Floorwork, and Adult Ballet.

Participation is optional, dancers who choose not to participate may still attend classes as usual.

Location

Both the Shows and Rehearsals will take place at the **Carlmont High School Performing Arts Center**. 1400 Alameda de las Pulgas, Belmont, CA 94002

HBDA 2025 SHOW

Participation + Costumes



Opt out by Saturday, February 1, 2025.

If you are not able to participate in the recital, you will need to opt-out by February 1st. Recital Fees will be auto-charged on February 1st.

To opt out: Please complete the form:

<https://forms.gle/UAqTmBXXSMmGgF6q7>

PARTICIPATION REQUIREMENTS:



Attend classes

January through May

Too many missed classes may result in not performing in the show.



Attend Rehearsal and ALL Shows

you are scheduled in

See the Show Schedule for specific days/ times.



Pay the Recital Fee

\$65 auto-charged on 2/1

Recital Fee includes tights, props or accessories, backstage assistance AND a digital download of the show.

Recital fees are non-refundable.



Pay the Costume Fee

\$85 per costume

To purchase your dancer's costumes, go to your [Parent Portal](#) and click on Shop/Store/Show 2025 and select "2025 Show Costume Fee". If your dancer is in more than one class, please select total quantity of class routines they will be participating in and list the classes in the Notes section.

Costume fees are non-refundable.

Costumes:

Starting in January, our Studio Director will visit each class to measure every dancer for costume sizing. Dancers will also begin to learn show choreography.

Costume try-on days will be determined as costumes arrive in the spring time. Dancers will try on costumes in class, run their routine and will take them home for safe keeping until the performance. Dancers who have multiple classes will take all their costumes home once all costumes have been tried on.

For dancers under age 10, a parent or guardian is asked to attend the last 15 minutes of class for costume instructions.

Opt-Out Dancers are recommended to miss the last 15 minutes of class on Costume Day.

HBDA 2025 SHOW

Show Schedule

Each class is scheduled in at least one Rehearsal and one to two shows.

This grid schedule lists which rehearsals and shows your dancer's class is scheduled to perform in.

*Be sure you know the correct class name! (check the parent portal or class schedule if you are unsure)

REHEARSAL DAYS/TIMES

*Rehearsals are MANDATORY

Rehearsal A: Tuesday 5/27
4:00-6:00pm

Rehearsal B: Tuesday 5/27
6:30-8:30pm

Rehearsal C: Wednesday 5/28
4:00-6:00pm

Rehearsal D: Wednesday 5/28
6:30-9:30pm

SHOW DAYS/TIMES

*Dancers must participate in ALL shows they are scheduled for.

Show 1: Thursday 5/29
5:00-6:30pm (4:00pm call time)

Show 2: Friday 5/30
7:00-9:00pm (6:00pm call time)

Show 3: Saturday 5/31
11:00-12:00pm (10:00am call time)

Show 4: Saturday 5/31
2:00-3:00pm (1:00pm call time)

Show 5: Saturday 5/31
7:00-9:00pm (6:00pm call time)

Show 6: Sunday 6/1
11:00-12:30pm (10:00am call time)

Show 7: Sunday 6/1
3:00-5:30pm (2:00pm call time)

CLASS	Rehearsal A	Rehearsal B	Rehearsal C	Rehearsal D	Show 1	Show 2	Show 3	Show 4	Show 5	Show 6	Show 7
ACRO											
Tiny Tumbling I		B						X			
Tiny Tumbling II		B						X			
Acro I		B						X			
Acro I/II Teen		B						X			
Acro II		B						X			
Acro III		B						X			
Acro III Teen		B						X			
Acro III/IV		B						X			
Acro IV		B						X			
Acro IV Teen		B						X			
Acro V		B						X	X		
Acro VI		B						X	X		
ADULT											
ADULT CLASSES				D		X					X
Pre-Ballet	A						X				
Adv. Pre-Ballet I	A						X				
Adv. Pre-Ballet II	A				X					X	
Ballet I			C		X					X	
Ballet I Pre-Teen			C		X					X	
Ballet Basics			C		X	X					
Ballet II			C		X	X					
Ballet II/III Teen				D		X					X
Ballet III			C			X					X
Ballet III/IV				D					X		X
Ballet IV				D					X		X
Ballet V				D					X		X
Ballet VI				D					X		X
Pointe I/II/III				D					X		X
COMBO											
Ballet/Jazz Combo	A						X				
Ballet/Tap Combo	A						X				
HIP HOP											
Mini Hip Hop	A						X				
Hip Hop I Jr.			C		X					X	
Hip Hop I Pre-Teen			C		X					X	
Hip Hop I Teen				D		X					X
Hip Hop II Pre-Teen			C		X	X					
Hip Hop II Teen				D		X					X
Hip Hop III Pre-Teen				D		X					X
Hip Hop III Teen				D					X		X
Hip Hop IV Teen				D					X		X
Hip Hop V				D					X		X
JAZZ/ LYRICAL											
Jr. Jazz	A						X				
Jazz I			C		X					X	
Jazz I Teen				D		X					X
Jazz II			C		X	X					
Jazz II Teen				D		X					X
Jazz III			C			X					X
Jazz III Teen				D					X		X
Jazz III/IV				D		X					X
Jazz IV				D					X		X
Jazz IV Teen				D					X		X
Adv. Jazz				D					X		X
Lyrical I			C		X					X	
Lyrical I Teen				D		X					X
Lyrical II			C		X	X					
Lyrical II Teen				D		X					X
Lyrical III			C			X					X
Lyrical III Teen				D					X		X
Lyrical III/IV				D		X					X
Lyrical IV				D					X		X
Lyrical IV Teen				D					X		X
Adv. Contemporary				D					X		X
POM											
Pom Prep				D		X					X
MUSICAL THEATRE											
Musical Theatre Beg.			C		X	X					
Musical Theatre Adv.				D					X		X
TAP											
Tiny Tap	A						X				
Tap I			C		X					X	
Teen Tap				D		X					X
Tap II			C		X	X					
Tap II+			C		X					X	
Tap III				D		X					X
Tap IV				D					X		X
Tap V				D					X		X

HBDA 2025 SHOW

Competition Show Schedule

Each competition routine is scheduled in at least one Show.

This grid schedule lists which shows your dancer's routines are scheduled to perform in.

*Be sure you know the correct class name! (check the parent portal or class schedule if you are unsure)

ROUTINE	Show 1	Show 2	Show 3	Show 4	Show 5	Show 6	Show 7
Almost There						X	
Amen					X		
Bo\$\$							X
Boogie Wonderland		X					
Boys Hip Hop						X	
Build It Up		X					
Cadence					X		
Come on Over		X					
Crazy In Love		X					
Crazy Little thing			X				
Cry Me a River		X					
Don't Take the Money							X
Dracula					X		
Evacuate the Dancefloor							X
Feel It Still		X					
Hip Hop A					X		
In the Mood		X					
Jr Hip Hop	X						
Les Dance Du Chef			X				
Mini Hip Hop			X				
My Immortal		X					
One More I Love You					X		
Poison							X
Rumor Has it		X					
Run Boy Run					X		
Senior Hip Hop					X		
Solo - Abby		X					
Solo - Audrey					X		
Solo - Bianca							X
Solo - Brianna							X
Solo - Brooke					X		
Solo - Cady					X		
Solo - Colette	X						
Solo - Elin							X
Solo - Ellie					X		
Solo - Genevieve					X		
Solo - Grace					X		
Solo - Kate					X		
Solo - Kennice							X
Solo - Kimi					X		
Solo - Kyla							X
Solo - Leah M							X
Solo - Leah T						X	
Solo - Lily							X
Solo - Lola					X		
Solo - Maddie (HH)					X		
Solo - Maddie (Tap)							X
Solo - Mali						X	
Solo - Michela					X		
Solo - Nayana		X					
Solo - Sadie							X
Solo - Sammy					X		
Solo - Sara					X		
Solo - Skylin					X		
Solo - Sofia F							X
Solo - Sofia W							X
Sparkling Diamonds		X					
Teardrops in a Hurricane							X
Teen Hip Hop					X		
The Messenger				X			
The Way you Make Me Feel					X		
This Version of You					X		
Wings	X						

SHOW DAYS/TIMES

*Dancers must participate in ALL shows they are scheduled for.

Show 1: Thursday 5/29

5:00-6:30pm (4:00pm call time)

Show 2: Friday 5/30

7:00-9:00pm (6:00pm call time)

Show 3: Saturday 5/31

11:00-12:00pm (10:00am call time)

Show 4: Saturday 5/31

2:00-3:00pm (1:00pm call time)

Show 5: Saturday 5/31

7:00-9:00pm (6:00pm call time)

Show 6: Sunday 6/1

11:00-12:30pm (10:00am call time)

Show 7: Sunday 6/1

3:00-5:30pm (2:00pm call time)

Mandatory Rehearsals

REHEARSALS ARRIVAL

Dancers and parents (who have younger dancers) will meet in the auditorium upon arrival. Please arrive promptly and wait for instructions from the director.

REHEARSAL PROCESS

At Rehearsals ONLY, we run the finales FIRST.

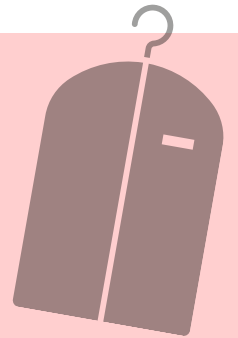
Dancers may leave Rehearsal once they have run all their routines on stage. Parents, please stay with your younger dancers when not backstage – we do not have chaperones.



This is a closed rehearsal. Only ONE parent of younger dancers is allowed in the theatre during the rehearsal.



NO food or drinks are allowed in the theatre.



Picture Day / Costume Run

Picture Day / Costume Run:



Picture Day / Costume Run

Within the last few weeks of class prior to the show (exact class times TBD), dancers will be required to bring their costumes to class + perform their show routine.

This year we will have a professional photographer on site to take solo + sibling pictures available for purchase. Additional information about photo packages and pricing to follow.

Families - please stay tuned for additional information regarding dates + supplemental information regarding Picture Day / Costume Run.

HBDA 2025 SHOW Show Day!



HBDANCE

SHOW DAY ARRIVAL + CHECK-IN

Dancers must arrive (with hair and makeup done) in the *first* costume they are performing in and bring any other costumes, shoes, accessories and hair/makeup supplies with them. (*Stay tuned for our show orders linked on our website*). Dancers must arrive promptly at their CALL TIME and check-in at their designated check-in location.



CHECK-IN:

Shows 1, 4 + 6

Dancers will check in outside of the theatre by the ticket booth at a clearly designated table.

**Parents of Show 3 will receive a wristband at the check in table. At the end of the show, dancers will only be released to family members with the wristband.*

Shows 2, 5 + 7

Dancers will check-in inside in the lobby. (All competition dancers will enter directly to the dressing rooms without check-in.)

SHOW PROCESS

Once dancers are checked in, they will be taken to their groups (clearly designated with pictures of the costumes to help everyone find their group). Dancers who are in multiple routines will be sent to their first routine's group.

Dressing rooms will be for dancers with more than one dance only. Dressing room assignments will be posted daily. All others will have designated waiting areas.

When it's their time, staff will find the class in their designated location and let them know it is time to line up backstage. After performing, dancers will go back to their designated location and wait until staff lets them know to line up for finale.

- Dancers must remain in their designated location (dressing room or with their designated group) throughout the ENTIRE performance.
- Dancers MAY NOT enter the theatre/ audience at any point throughout the entire performance unless directed by HBDA staff. There are livestream TVs throughout the dressing rooms for dancers to watch the performance.
- Dancers must be self sufficient in costume and hair changes and must bring their own hair/makeup supplies. We will have dressing room helpers to help with quick changes and chaperones to help younger dancers with costume/ hair changes, if needed.
- We will have staff and chaperones on hand to direct classes and the flow of the show.

HBDA 2025 SHOW
Show Day!

HBDANCE



AUDITORIUM RULES

There is **NO** food, drink, or gum (water is okay) allowed in the theater, backstage, or in any dressing room areas.

Dancers who bring snacks may eat in the lobby or outside the performing arts center but should *not* be in costume while eating. Food monitors enforce this rule at each show. Please have your dancer eat a full meal before arriving.

Please do your best to stay seated through the entire show; if you must leave, please do so between dances.

For the safety and protection of our dancers, there is **NO** photography or videography allowed in the theater with phones or cameras of any kind. If you are not following this rule, you may be asked to leave the theatre.



Each family will receive one digital recording of the shows.

AFTER THE SHOW PICKUP

After the finale, dancers may head back to their designated location, gather and pack up all their items, and exit through the lobby.

The lobby will be packed! It is recommended to plan a spot to meet your family after the show.

Please do not park or drop off/pick up in any red zones or on curbs.



HBDA 2025 SHOW

Required Makeup (girls)



NO jewelry

NO nail polish

NO visible underwear or bra straps with costumes, undergarments must be hidden!

MAKEUP

Pre-Ballet, Adv. Pre-Ballet, Mini Hip Hop, Hip Hop I Jr., Jr. Jazz/Lyrical, Tiny Tumbling, Tiny Tap

- Lipstick: Light pink
- Blush: Light pink
- Mascara: Black

Dancers in Level I and up classes:

- Lipstick: Dark pink
- Blush: Dark pink
- Eyeshadow: Dark brown smokey eye. Gold shimmer on top (optional)
- Foundation: optional
- Eyelashes: False eyelashes. If unable to accommodate this, heavy mascara.

ALL dancers must bring their own makeup supplies with them to the shows and rehearsals for touch ups.

Stay tuned for emails with
makeup tutorials linked to our Youtube Channel!



Required Hair (girls)

Dancers must arrive to shows and dress rehearsals with hair and makeup done. If you are in multiple routines, please see the show orders (on our website) to see what your first hairstyle will be.

Pre-Ballet, Adv. Pre-Ballet High Bun

Tiny Tumbling, Tiny Tap, Mini Hip Hop, Hip Hop I Jr., Jr. Jazz/Lyrical High Pony

Ballet I-VI Low Bun (middle part)

Acro, Lyrical, Jazz, Musical Theatre, Hip Hop + Tap Levels I-VI Low Pony (middle part)



High Pony



Low Pony



High Bun



Low Bun

*Stay tuned for emails with tutorials!

Supplies needed:

- brush/ comb
- hair spray/ gel
- hair ties, bobby pins/ barrettes (matching hair color)
- hair net (for buns)
- bun holder (for buns - not required but recommended)

All hair must be *securely* pulled back and off the face – no bangs!



All hair styles will require starting with a **pony tail**.

Start by wetting all hair, using lots of gel or style holding product. Pull up all hair into a tight ponytail. This should sit at the top of the head for a high pony/bun or at the base of the neck for a low pony/bun. Use a brush or comb (teasing brushes work great) to slick the hair back, leaving no bumps. Secure with a strong hair tie. Finish with hair spray and gel to smooth away all flyaways. Dancers who have bangs, short or layered hair may need to use bobby pins or barrettes to hold all hair in place.

For buns, start with a secured pony tail.

If you have a bun holder, pull the pony tail through the hole and bring the bun holder to the base of the pony. Smooth the hair out so that it covers the whole bun holder (sort of in the motion of a water fountain). Use a hair tie to secure hair around bun. Take remaining hair and twist it around the bun. Use bobby pins to keep hair in place and the wrap a hair net over the bun. Secure the bun and hair net in place with A LOT of bobby pins.

If you do not have a bun holder, twist the pony tail into a bun. Secure with a bobby pin until you can get the hair net wrapped around the bun. Secure with A LOT more bobby pins.

Finish with hair spray and smooth any flyaways

HBDA 2025 SHOW

Required Shoes

All dancers should have their required shoes at least 1-2 months prior to the performances to allow for breaking in the shoes. These shoes are already a part of our studio dress code.

Acro + Tumbling barefoot

Pre + Adv. Pre-Ballet full sole pink ballet shoes, black ballet for boys

Ballet I, II pink ballet shoes

Ballet III+ split sole pink ballet shoes

Ballet/Jazz Combo - tan jazz shoes

Jr. Jazz - tan jazz shoes

Lyrical/Contemporary I-VI tan turners (tan paws ok for Lyrical I)

Jazz I, II tan slip-on jazz shoes

Jazz III+ tan split sole slip-on jazz shoes

Musical Theatre Beg/Int tan slip-on jazz shoes

Musical Theatre Adv. tan slip-on jazz shoes


Pom Prep: tan slip-on jazz shoes

Hip Hop white sneakers

Ballet/Tap Combo: black patent leather mary-jane tap shoes,
black oxford for boys

Tiny Tap: black patent leather mary-jane tap shoes,
black oxford for boys

Tap I-VI black tap shoes



HBDA 2025 SHOW

Dancer Checklist

ALL dancers must arrive WEARING:

- nail polish and jewelry REMOVED
- required hair and makeup
- any required accessories
- any required tights or socks
- appropriate undergarments (underwear must be invisible!)
- costume (if in 2+ routines, see show orders-*tbd* for your first costume)

ALL dancers must BRING:


- required shoes
- garment bag + all additional costumes, tights, socks, accessories (if in 2+ routines)
- hair supplies for touch ups or hair changes
 - brush/ comb
 - hair spray, gel
 - hair ties
 - barrettes, bobby pins
 - hair net (ballet)
- makeup for touch ups
 - lipstick
 - eyeshadow, blush & brushes
 - lashes / mascara



**please make sure to label everything you bring backstage!*

HBDA 2025 SHOW

Tickets + Volunteers



TICKETS GO ON SALE tbd

Anyone who comes to watch the show must purchase a ticket. Tickets may be purchased online and are available to purchase up until showtime.

To view fees and purchase tickets visit:
www.heartbeatdanceacademy.com/Show

Please read our Ticket FAQ for more information.

PARENT VOLUNTEERS

Volunteers receive perks! Each volunteer will receive 1 free show ticket.

It is impossible to put on a successful performance without our amazing volunteers! Some examples of volunteer roles include ushers, door monitors, backstage monitors, lobby tables, etc.

VOLUNTEER SIGN UP

Sign up is through your Parent Portal. On the homepage of the portal, scroll down and look for this icon:



*Please be sure to double check your dates before signing up. Volunteers typically arrive 75 minutes prior to show time and stay until after the show has ended, depending on the role.

